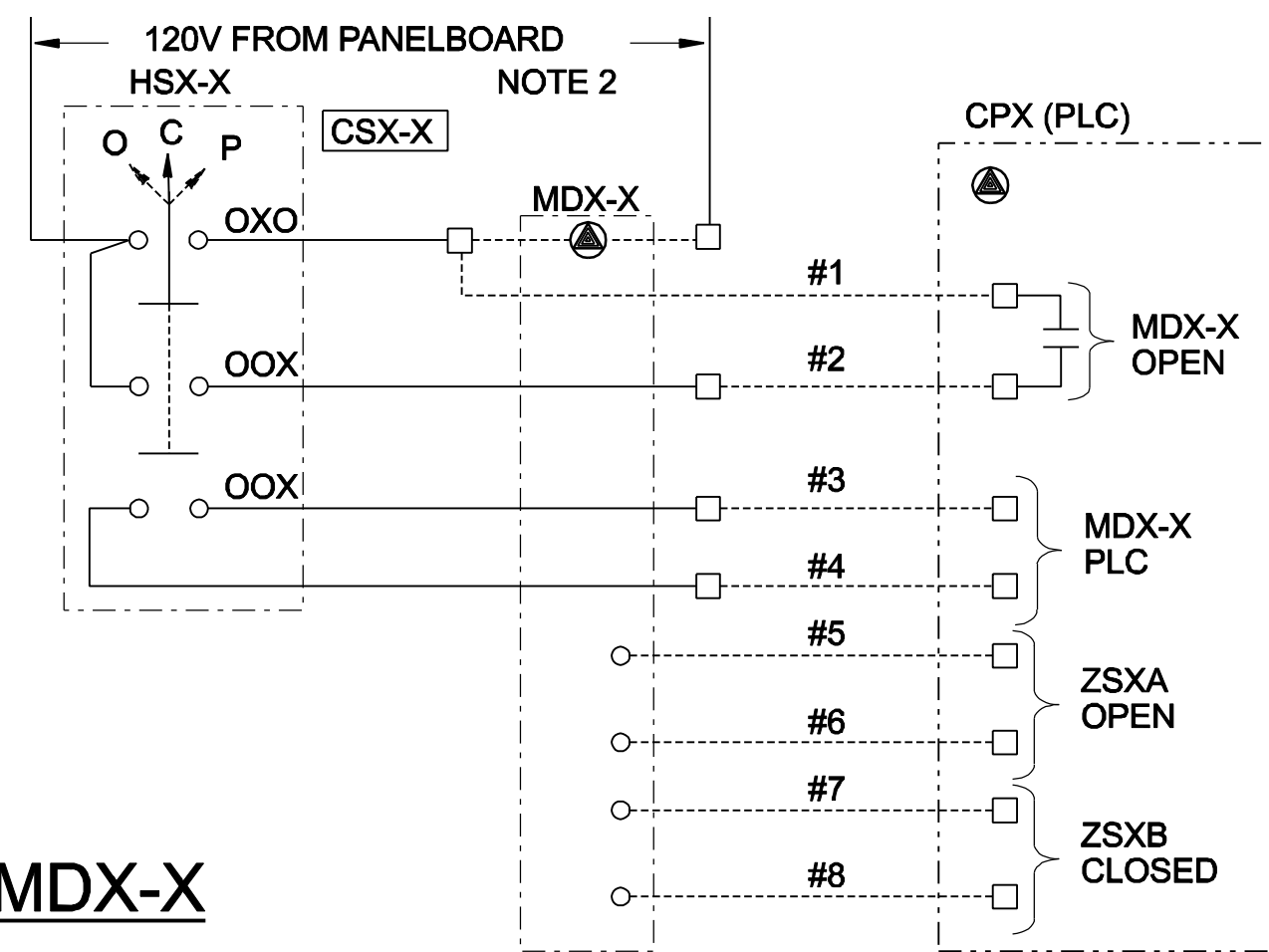
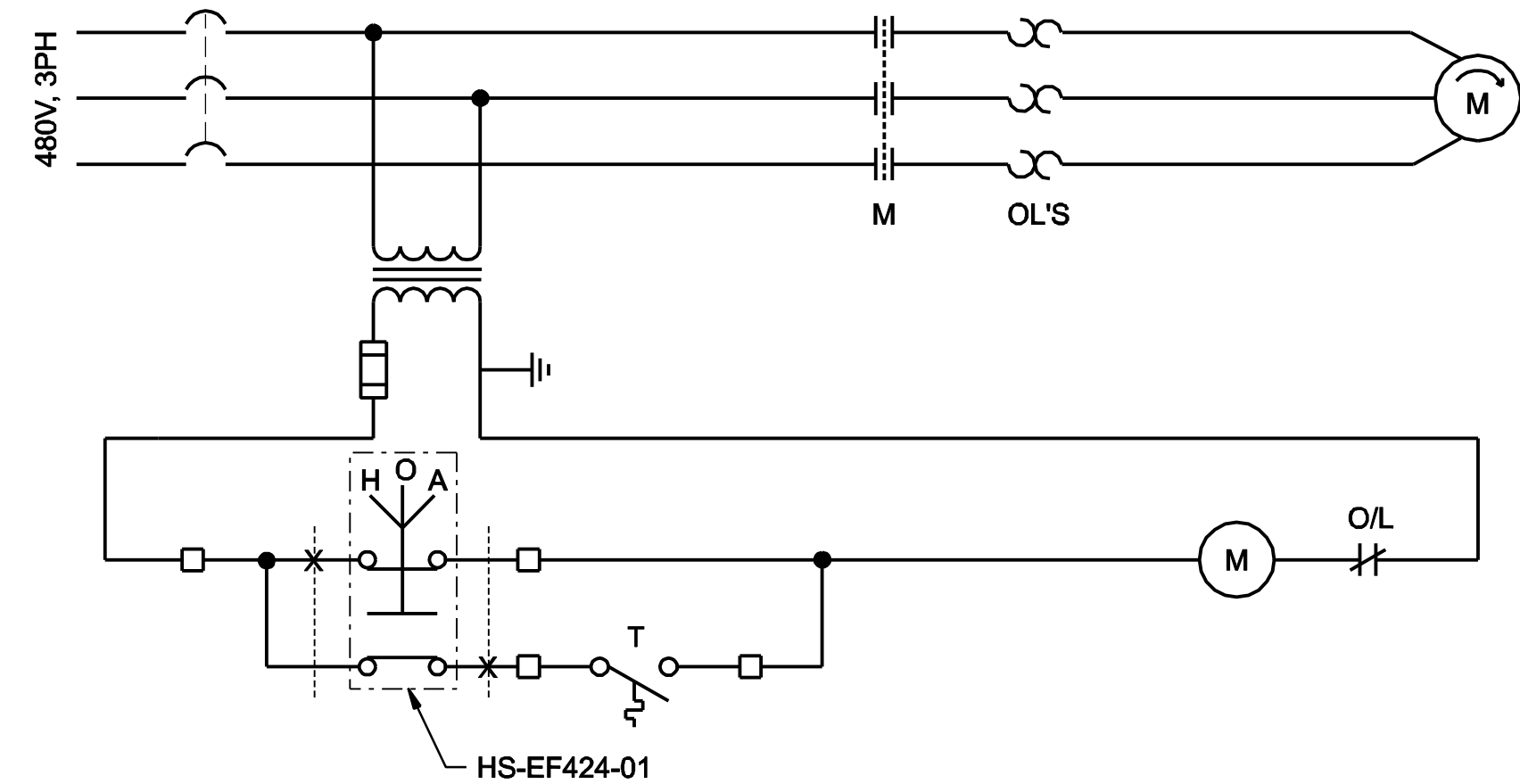


EQUIPMENT DESCRIPTION	MD-X	HSX-X	CSX-X	CPX (PLC)
SLUDGE PROCESSING BUILDING MD	MD153-1	HS153-1	CS153-1	CP160
	ZSXA	ZSXB	ZS153-1A	ZS153-1B

- NOTES: 1. REFER TO DWG H162 FOR LOCATION OF MD153-1.
 2. PROVIDE 120V POWER SUPPLY FROM SPARE CIRCUIT IN EXISTING PANEL 2100-2L1 LOCATED IN THE ELECTRICAL ROOM OF THE SOLIDS PROCESSING BUILDING.



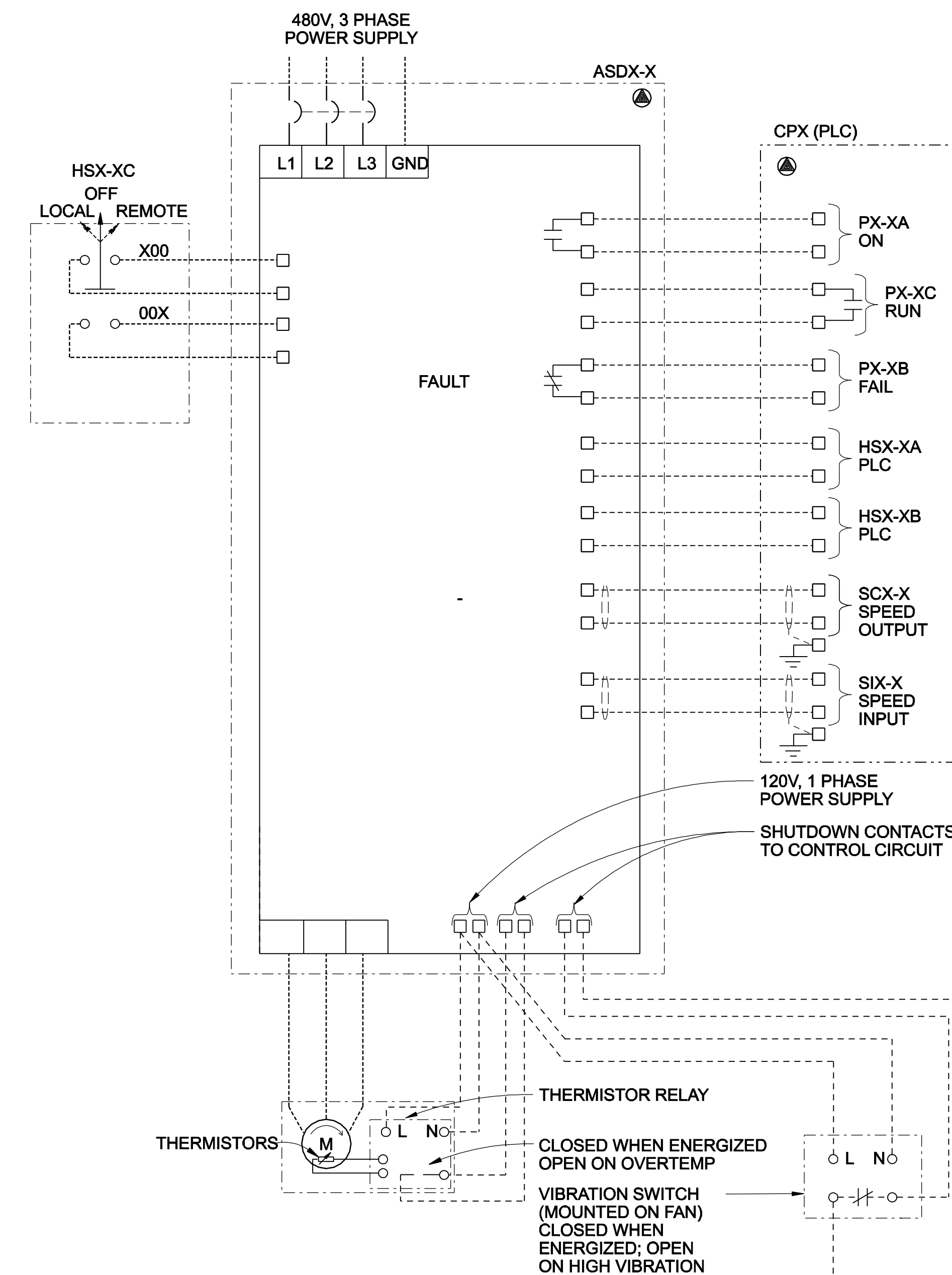
ODOR SYSTEM MOTORIZED DAMPER MDX-X



EXHAUST FAN EF 424-01

PANEL: 2400-1L1	LOCATION: SOLIDS DRYING FACILITY
SERVICE VOLTAGE: 208/120V	PHASE: 3
TYPE: BREAKER	WIRE: 4
BUS SIZE: 100A	MAIN SIZE: 100A
REMARKS:	MOUNTING: SURFACE

CIRCUIT DESCRIPTION	A/P	NO.	NO.	A/P	CIRCUIT DESCRIPTION
LIGHTING DRYER ROOM THRU LC1	20/1	1	2	20/1	RECEPTACLES DRYER ROOM
LIGHTING UNDER PLATFORMS & STAIRS	20/1	3	4	20/1	RECEPTACLES DRYER ROOM
LIGHTING ELECTRICAL ROOM	20/1	5	6	20/1	RECEPTACLES ELEC ROOM
WASHROOM LIGHT & EF424-01	20/1	7	8	20/1	RECEPTACLES ELEC ROOM
TANKLESS WATER HEATER	30/2	9	10	20/2	HEAT TRACING
		11	12		
TRAP PRIMER	20/1	13	14	20/1	WASHROOM RECEPTACLE
FLUORSCENT FIXTURES DRYER ROOM	20/1	15	16	20/1	MOTORIZED DAMPER MD153-1
SPARE	20/1	17	18	20/1	ROOF MTD RECEPTACLES
SPARE	20/1	19	20	20/1	SPARE
SPARE	20/1	21	22	20/1	SPARE
SPARE	20/1	23	24	20/1	SPARE
SPARE	20/1	25	26	20/1	SPARE
SPARE	20/1	27	28	20/1	SPARE
SPARE	20/1	29	30	20/1	SPARE
SPARE	20/1	31	32	20/1	SPARE
SPARE	20/1	33	34	20/1	SPARE
SPARE	20/1	35	36	20/1	SPARE
SPARE	20/1	37	38	20/1	SPARE
SPARE	20/1	39	40	20/1	SPARE
SPARE	20/1	41	42	20/1	SPARE



ODOROUS AIR EXHAUST FAN EFX-X

EQUIPMENT DESCRIPTION	PX-X	ASDX-X	HSX-XA	HSX-XB	SCX-X	SIX-X	CPX (PLC)
ODOROUS AIR EXHAUST FAN	EF153-4	ASD153-4	HS153-4	HS153-4	SC153-4	SI153-4	CP160

THESE RECORD DOCUMENTS HAVE BEEN PREPARED BASED ON THE INFORMATION PROVIDED BY OTHERS. THE DESIGN PROFESSIONAL HAS NOT VERIFIED THE ACCURACY AND/OR COMPLETENESS OF THIS INFORMATION AND SHALL NOT BE RESPONSIBLE FOR ANY ERRORS OR OMISSIONS WHICH MAY BE INCORPORATED HEREIN AS A RESULT.

CH2MHILL

STAMFORD WPCA

ELECTRICAL

CONTROL SCHEMATICS

STAMFORD WATER POLLUTION CONTROL AUTHORITY SOLIDS DRYING PROJECT

REVISION

5	00/00/00	D	N. DATOO	DR	N. CLERK	B. GACKSTATTER
4	00/00/00	D	D. DOAR	CHK		
3	01/20/08	D				
2	09/08/06	PW				
1	07/04/06	PW				
0	06/05/06	BY				

DATE: JUNE 2006

PROJ: 334058

DWG: E-2405

SHEET: E7