

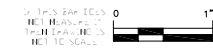


ITEM NO. 005 MAIN INDUCED DRAFT FAN  
 ITEM NO. 500 SATURATOR  
 ITEM NO. 510 VENTURI SCRUBBER  
 ITEM NO. 520 VENTURI FAN

THIS DRAWING IS COPY RIGHTED AND IS A TRADE SECRET AND ONLY ENTRUSTED TO THE RECEIVER FOR HIS PERSONAL USE WITHOUT THE SIGNED WRITTEN CONSENT OF ANDRITZ-RUTHNER, INC. IT MUST NOT BE COPIED NOR MADE AVAILABLE TO THIRD PARTIES, INCLUDING COMPETITORS, NOR MADE ACCESSIBLE TO SUCH PARTIES. ANY ILLEGAL USE BY THE RECEIVER OR THIRD PARTIES FOR WHICH HE IS RESPONSIBLE CAN CONSTITUTE A CAUSE FOR LEGAL ACTION. THIS DRAWING MUST BE RETURNED ON REQUEST OF THE COMPANY.



DATE: 8/21/02	DATE: 06/05/06
CHECKED BY: DAN	DATE: 06/05/06
APPROVED BY:	DATE: 06/05/06
SCALE: NONE	DATE: 06/05/06
FILE: 1524P1105	DATE: 06/05/06
SIZE:	DATE: 06/05/06
PROJECT NUMBER: DDS40	DATE: 06/05/06
TITLE: MECHANICAL FLOW DIAGRAM	DATE: 06/05/06
SHEET: 5 OF 6	DATE: 06/05/06
REVISION: 0	DATE: 06/05/06
FOR FINAL REVIEW/BUILDING PERMIT	DATE: 06/05/06

CITY OF STAMFORD CONNECTICUT  
 SOLIDS DRYING PROJECT  
 MECHANICAL FLOW DIAGRAM  
 PELLETIZING TRAIN SHEET 5 OF 6  
 PROJECT NUMBER: 1524  
 DRAWING NUMBER: PI-105  
 SHEET 1 OF 1