

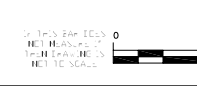


ITEM NO. 001.220 COMBUSTION BLOWER	ITEM NO. 001 FURNACE	ITEM NO. 002 DRYER	ITEM NO. 003/004 PRESEPARATOR/ POLYCYCLONE ASSEMBLY	ITEM NO. 007 POLYCYCLONE SCREW CONVEYOR	ITEM NO. 006/008 ROTARY VALVE
---------------------------------------	-------------------------	-----------------------	---	--	----------------------------------

THIS DRAWING IS COPY RIGHTED
 FOR HIS PERSONAL USE WITHOUT THE SIGNED WRITTEN CONSENT OF ANDRITZ-
 RUTHNER, INC., IT MUST NOT BE COPIED NOR MADE AVAILABLE TO THIRD PARTIES.
 INCLUDING COMPETITORS, NOR MADE ACCESSIBLE TO SUCH PARTIES. ANY ILLEGAL
 USE BY THE RECEIVER OR THIRD PARTIES FOR WHICH HE IS RESPONSIBLE CAN
 CONSTITUTE A CAUSE FOR LEGAL ACTION. THIS DRAWING MUST BE RETURNED ON
 REQUEST OF THE COMPANY.



DATE: 8/19/02	DATE: 12/08/06	DATE: 06/05/06	DATE:
DRAWN BY: DAN	CHECKED BY:	APPROVED BY:	SCALE: NONE
FILE: 1524P101	SIZE:	REV: 0	REV: 1
REMOVED TAGS FROM OUTLET OF DRUM	FOR FINAL REVIEW/BUILDING PERMIT	REVISION	DATE

JOB NAME: CITY OF STAMFORD CONNECTICUT SOLIDS DRYING PROJECT
 TITLE: MECHANICAL FLOW DIAGRAM
 PROJECT NUMBER: 1524
 DRAWING NUMBER: PI-101
 SHEET 1 OF 1