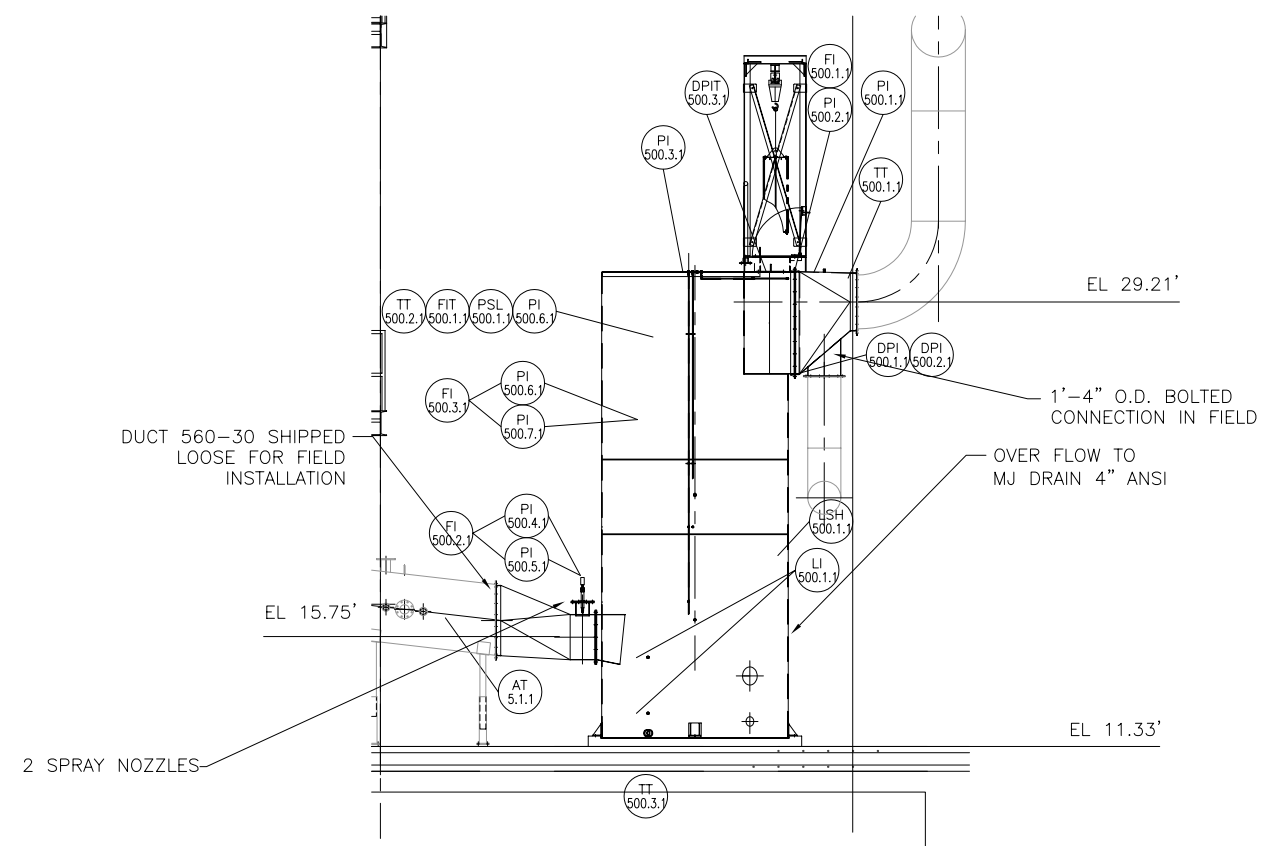
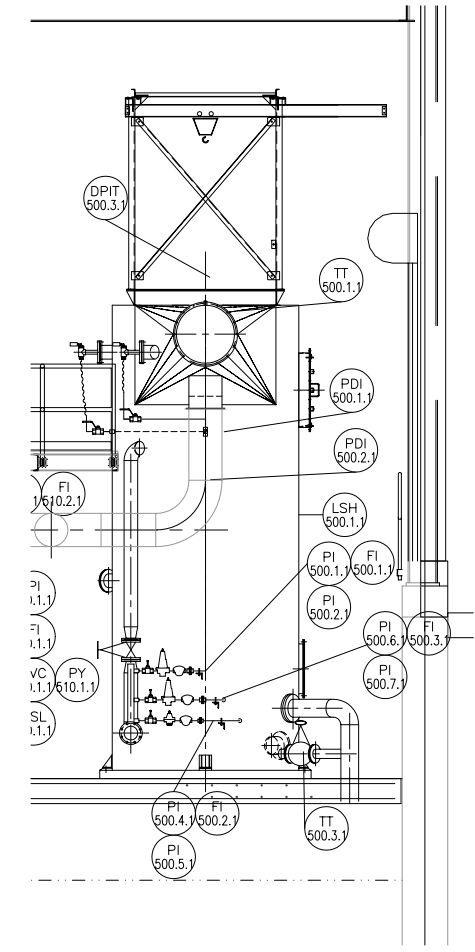


PLAN VIEW

SCALE: 3/8"=1'-0"



ELEVATION VIEW



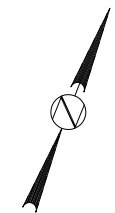


END VIEW

INSTALLATION NOTES:

1. EQUIPMENT CONNECTION JOINTS TO BE GASKETED.
2. GASKETS & HARDWARE PROVIDED BY ANDRITZ.
3. CONTRACTOR TO PROVIDE FILED DIMENSIONS REQUIRED FOR CHUTES AFTER EQUIPMENT IS INSTALLED.

TAG EQP'T 40.500.000



DATE:	12/27/05	
DRAWN BY:	JEN	
CHECKED BY:		
APPROVED BY:		
SCALE:	1/4"=1'-0"	
FILE:	152450020	
SIZE:		
REV	0	DESCRIPTION
		FDR FINAL REVIEW/BUILDING PERMIT
		DATE
		06/05/06

JOB NAME	CITY OF STAMFORD CONNECTICUT SOLIDS DRYING PROJECT
TITLE	CONDENSER (500) INSTALLATION & UTILITIES
PROJECT NUMBER	1524
DRAWING NUMBER	500-20
REVISION	1
SHEET	1 OF 1

THIS DRAWING IS COPY RIGHTED. THIS DRAWING IS A TRADE SECRET AND ONLY ENTRUSTED TO THE RECEIVER FOR HIS PERSONAL USE. WITHOUT THE SIGNED WRITTEN CONSENT OF ANDRITZ-RUTHNER, INC., IT MUST NOT BE COPIED NOR MADE AVAILABLE TO THIRD PARTIES. INCLUDING COMPETITORS, NOR MADE ACCESSIBLE TO SUCH PARTIES. ANY ILLEGAL USE BY THE RECEIVER OR THIRD PARTIES FOR WHICH HE IS RESPONSIBLE CAN CONSTITUTE A CAUSE FOR LEGAL ACTION. THIS DRAWING MUST BE RETURNED ON REQUEST OF THE COMPANY.

