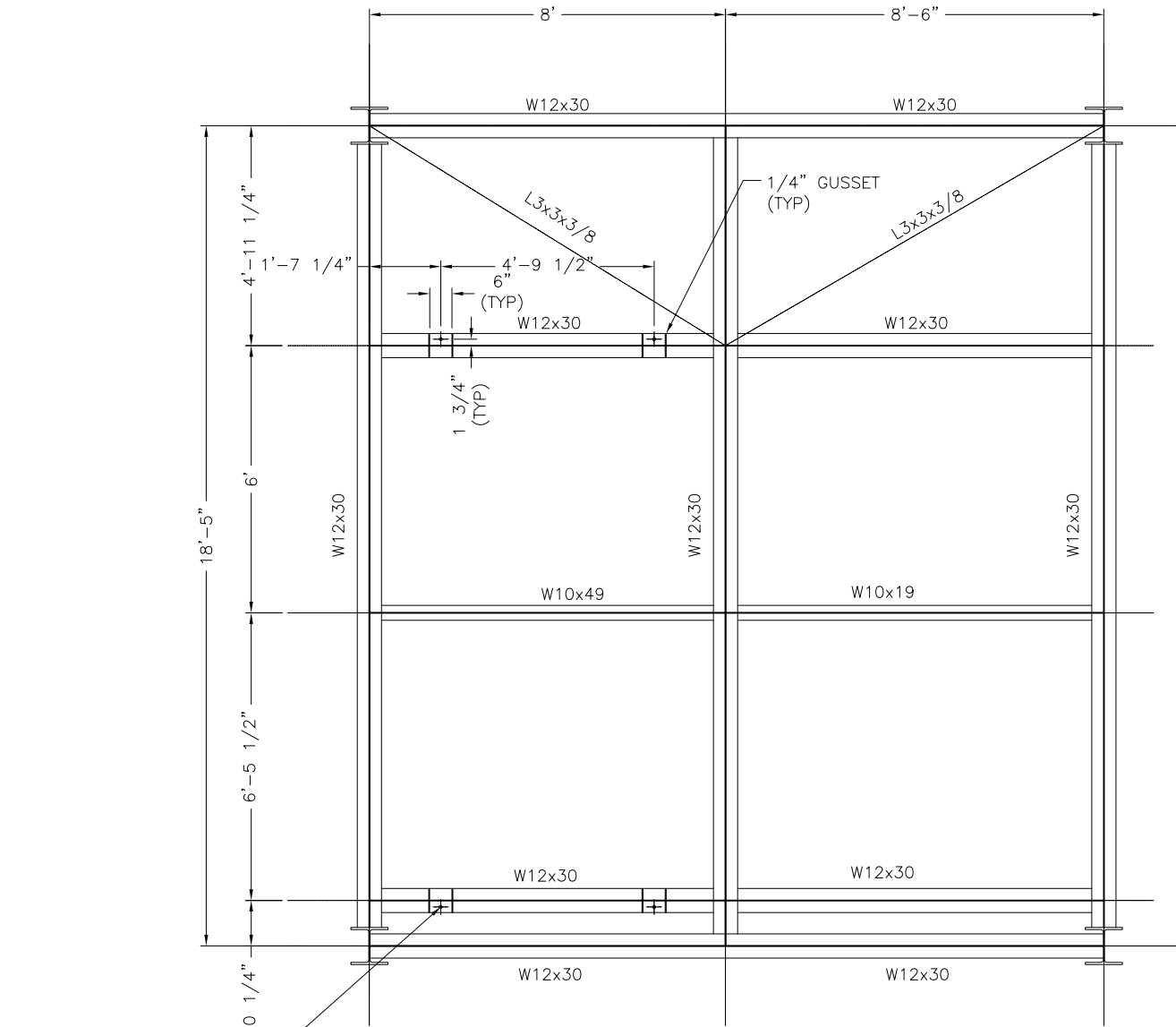
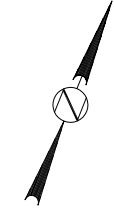


NOTES:
 1. FOR GENERAL NOTES, SEE DWG 1524-200-00



(4) 5/8"Ø HOLES ON
 BOTTOM OF BEAM FOR
 SUSPENSION CABLE

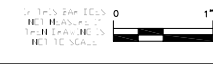
FRAMING PLAN (T.O.S. EL.32.38')
 1/2"=1'-0"

ANDRITZ
 ANDRITZ-RUTHNER, INC.
 1010 COMMERCIAL BLVD. SOUTH
 ARLINGTON, TEXAS 76001
 (817) 465-5611



DATE:	05/24/06
DRAWN BY:	JEN
CHECKED BY:	
APPROVED BY:	
SCALE:	1/2"=1'-0"
FILE:	152420004
SIZE:	
REV	0
REVISION	FOR FINAL REVIEW/BUILDING PERMIT
DATE	06/05/06

JOB NAME: CITY OF STAMFORD CONNECTICUT
 SOLIDS DRYING PROJECT
 TITLE: EQUIPMENT TOWER (200)
 SECTION C-C
 PROJECT NUMBER: 1524
 DRAWING NUMBER: 200-04
 SHEET 1 OF 1



THIS DRAWING IS COPY RIGHTED
 AND IS A TRADE SECRET AND ONLY ENTRUSTED TO THE RECEIVER
 FOR HIS PERSONAL USE. WITHOUT THE SIGNED WRITTEN CONSENT OF ANDRITZ-
 RUTHNER, INC., IT MUST NOT BE COPIED NOR MADE AVAILABLE TO THIRD PARTIES.
 INCLUDING COMPETITORS, NOR MADE ACCESSIBLE TO SUCH PARTIES. ANY ILLEGAL
 USE BY THE RECEIVER OR THIRD PARTIES FOR WHICH HE IS RESPONSIBLE CAN
 CONSTITUTE A CAUSE FOR LEGAL ACTION. THIS DRAWING MUST BE RETURNED ON
 REQUEST OF THE COMPANY.