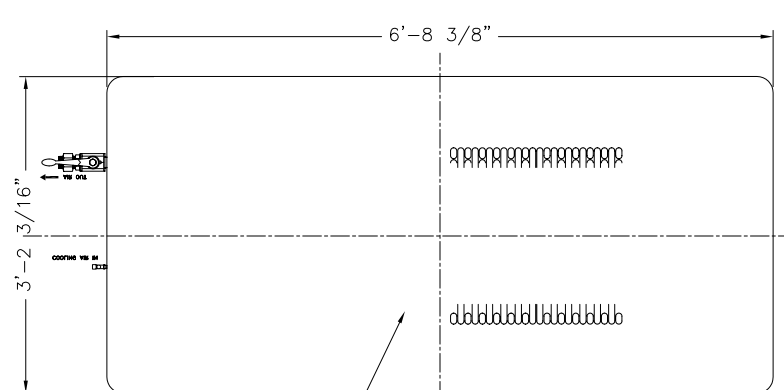
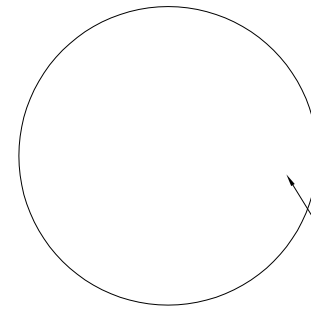


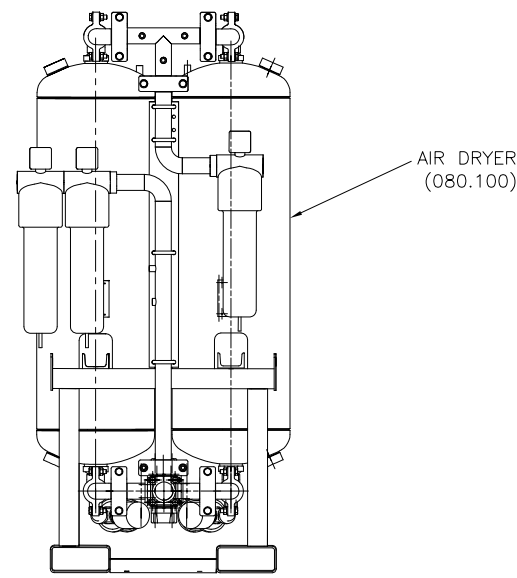
PLAN VIEW



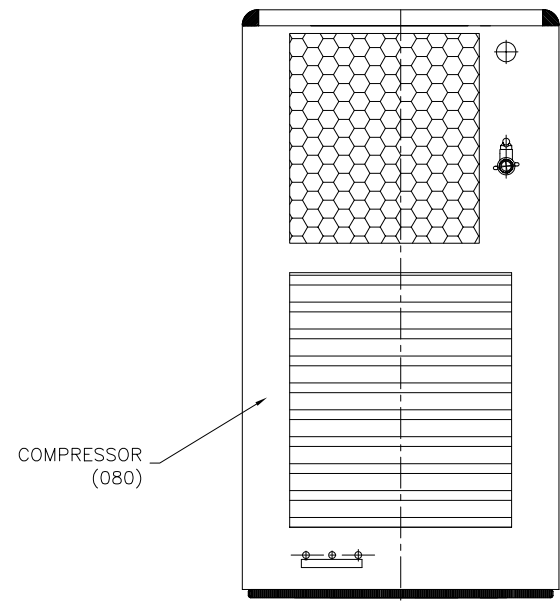
PLAN VIEW



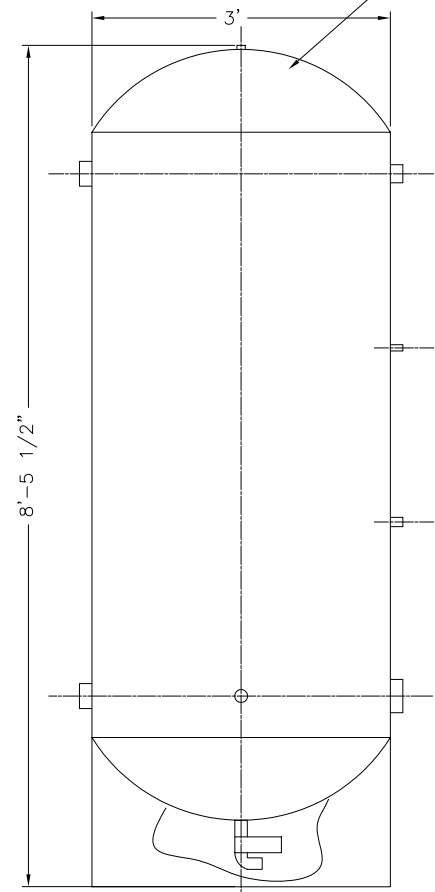
PLAN VIEW



ELEVATION VIEW



ELEVATION VIEW



ELEVATION VIEW

NOTES:

- MATERIAL OF CONSTRUCTION:
COMPRESSOR AND CABINET - CARBON STEEL
DRYER VESSELS AND SKID, CARBON STEEL
AIR RECEIVER, CARBON STEEL
- COMPRESSOR SHALL BE OIL COOLED, SINGLE STAGE SCREW TYPE COMPRESSOR.
- COMPRESSOR SHALL PRODUCE MIN 134 CFM @ 100 PSIG
- COMPRESSOR CABINET SHALL ATTENUATE SOUND TO 85 DBA OR LESS AT 5- FEET FROM NEAR FIELD.
- AIR COMPRESSOR SHALL BE PROVIDED AIR COOLED AFTER COOLER WITH AUTOMATIC DRAINS AND MOISTURE SEPARATOR.
- PAINT SPECIFICATIONS:
AIR COMPRESSOR AND DRYER SHALL BE SURFACE PREPARED AND PAINTED IN ACCORDANCE WITH MANUFACTURER'S STANDARD HEAVY DUTY ENAMEL FINISH. AIR RECEIVER PAINT SYSTEM SHALL INCLUDE SP6 SURFACE PREPARATION, 2.5 MILS DFT EPOXY PRIMER, AND 3.0 MILS DFT POLYURETHANE ENAMEL.
- AIR DRYER SHALL PRODUCE -40°F DISCHARGE AIR TO RECEIVER.
- AIR RECEIVER SHALL BE ASME CODED VESSEL RATED FOR 200 PSIG OPERATION. RECEIVER SHALL BE PROVIDED WITH ASME RATED PRESSURE RELIEF VALVE. VALVE SHALL BE SIZED TO PASS 110% OF RATED COMPRESSOR OUTPUT.
- MANUFACTURER SHALL TAG ALL COMPONENTS BEFORE SHIPPING. ONE EXTRA COPY OF THE INSTALLATION INSTRUCTIONS SHALL BE INCLUDED IN SHIPMENT.


EQUIPMENT SPECIFICATIONS

MANUFACTURER	ATLAS COPCO
COMP. MODEL	GA45-100 AP
COMP MOTOR	60HP 460/3/60 TEFC
DRYER MODEL	CD 170
AIR DEW POINT	-40F AFTER DRYER
COMP CAPACITY	302 CFM @ 100 PSI
DRYER FILTERING	.01 COALESCING PRE-FILTER 1.0 MICRON PART. AFTER FILTER
RECEIVER CAPACITY	400 GALLONS
CONTROL PANEL	eLECKTRONIKON

TAG EQP'T 40.080.000

TAG EQP'T 40.080.100

TAG EQP'T 40.080.200



DATE	12/27/05	DATE	01/24/07
DRAWN BY	JEN	CHECKED BY	
APPROVED BY		FILE	152408000
SCALE	1" = 1'-0"	SIZE	
REV	0	REV	1
REVISION		REVISION	0
DATE	06/05/06	DATE	01/24/07
	FOR FINAL REVIEW/BUILDING PERMIT		UPDATED LAYOUT

CITY OF STAMFORD CONNECTICUT
SOLIDS DRYING PROJECT

DDS40

AIR COMPRESSOR & DRYER (080)

GENERAL ARRANGEMENT

PROJECT NUMBER: 1524

DRAWING NUMBER: 080-00

SHEET 1 OF 1

THIS DRAWING IS COPY RIGHTED
FOR HIS PERSONAL USE WITHOUT THE SIGNED WRITTEN CONSENT OF ANDRITZ-RUTHNER, INC., IT MUST NOT BE COPIED NOR MADE AVAILABLE TO THIRD PARTIES, INCLUDING COMPETITORS, NOR MADE ACCESSIBLE TO SUCH PARTIES. ANY ILLEGAL USE BY THE RECEIVER OR THIRD PARTIES FOR WHICH HE IS RESPONSIBLE CAN CONSTITUTE A CAUSE FOR LEGAL ACTION. THIS DRAWING MUST BE RETURNED ON REQUEST OF THE COMPANY.

