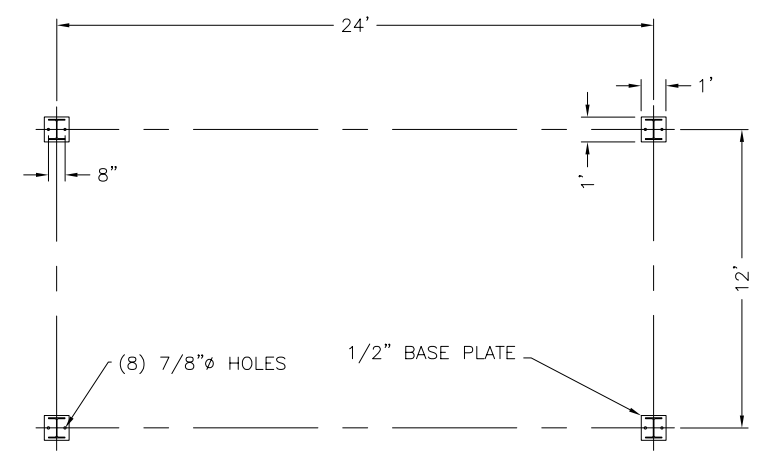
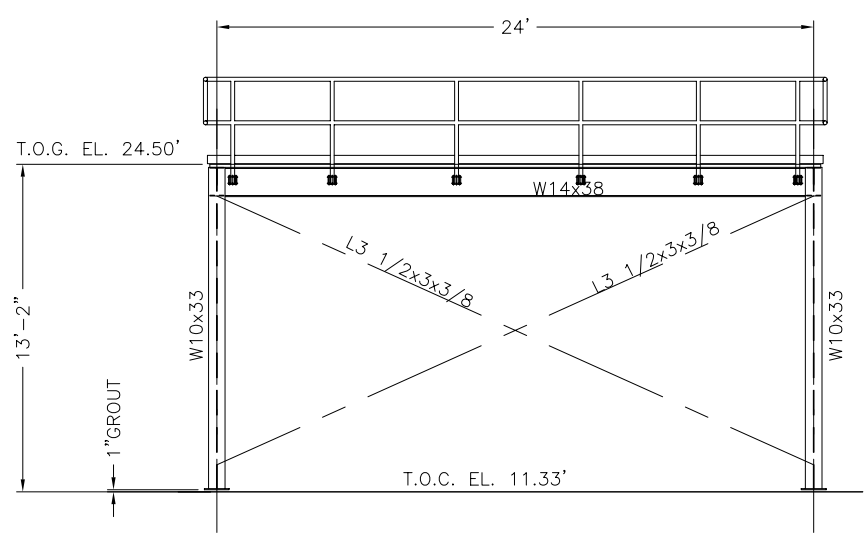


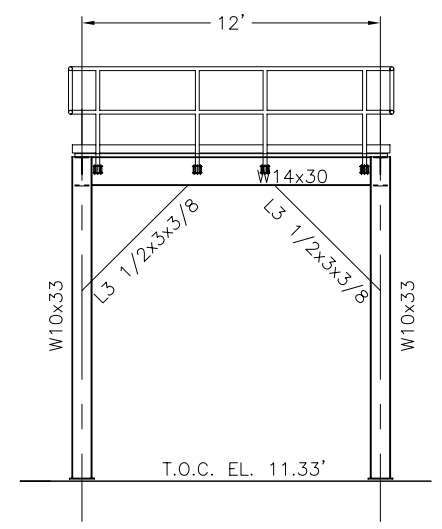
FRAMING PLAN



BASE PLATE LAYOUT





ELEVATION VIEW



ENDVIEW

NOTES:

- MATERIAL OF CONSTRUCTION:
 GRATING ALUMINUM 3/16" x 1 1/2"
 STAIR TREADS ALUMINUM
 HANDRAIL ALUMINUM 1 1/2"SCH. 40
 POSTS ALUMINUM 1 1/2"SCH. 40
 FASTENERS AND SADDLE CLIPS STAINLESS STEEL
- ALL STRUCTURAL STEEL SHALL BE ASTM A992 WHERE AVAILABLE, BALANCE OF STEEL SHALL BE ASTM A36.
- HARDWARE TO BE ASTM A325 UNLESS OTHERWISE NOTED.
- WELDING PER AWS STANDARDS. NO GAS BUBBLES, REMOVE SCALE, CLEAN & DRESS WELDS AS REQUIRED.
- ALL PLATFORMS, STAIRS, AND GUARDRAILS TO BE FABRICATED PER OSHA STANDARDS.
- FINISH REQUIREMENTS:
 STRUCTURAL STEEL TO BE GALVANIZED
 HANDRAILS TO HAVE ANODIZED FINISH
- FABRICATOR TO SUPPLY ALL FASTENERS INCLUDING BOLTS, NUTS, FLAT AND LOCK WASHERS, GRATING SADDLE CLIPS AND ALL OTHER MISC. HARDWARE.
- STEEL FABRICATOR TO TAG ALL COMPONENTS (BEFORE SHIPPING) FOR ASSEMBLY. PROVIDE ONE EXTRA COPY OF INSTALLATION INSTRUCTIONS WITH SHIPMENT.
- ALL BASE PLATES SHALL BE 1" THICK UNLESS NOTED OTHERWISE.



REV	DATE	DESCRIPTION
0	06/05/06	FOR FINAL REVIEW/BUILDING PERMIT

DATE: 05/26/06	DATE:
CHECKED BY: JEN	DATE:
APPROVED BY: JEN	DATE:
SCALE: 1/2"=1'-0"	FILE: 152401710
SIZE:	

JOB NAME	CITY OF STAMFORD CONNECTICUT
PROJECT NUMBER	1524
TITLE	MIXER PLATFORM LAYOUT
DRAWING NUMBER	017-10
REV	0
SHEET	1 OF 1

THIS DRAWING IS COPY RIGHTED. THIS DRAWING IS A TRADE SECRET AND ONLY ENTRUSTED TO THE RECEIVER FOR HIS PERSONAL USE. WITHOUT THE SIGNED WRITTEN CONSENT OF ANDRITZ-RUTHNER, INC., IT MUST NOT BE COPIED NOR MADE AVAILABLE TO THIRD PARTIES. INCLUDING COMPETITORS, NOR MADE ACCESSIBLE TO SUCH PARTIES. ANY ILLEGAL USE BY THE RECEIVER OR THIRD PARTIES FOR WHICH HE IS RESPONSIBLE CAN CONSTITUTE A CAUSE FOR LEGAL ACTION. THIS DRAWING MUST BE RETURNED ON REQUEST OF THE COMPANY.

