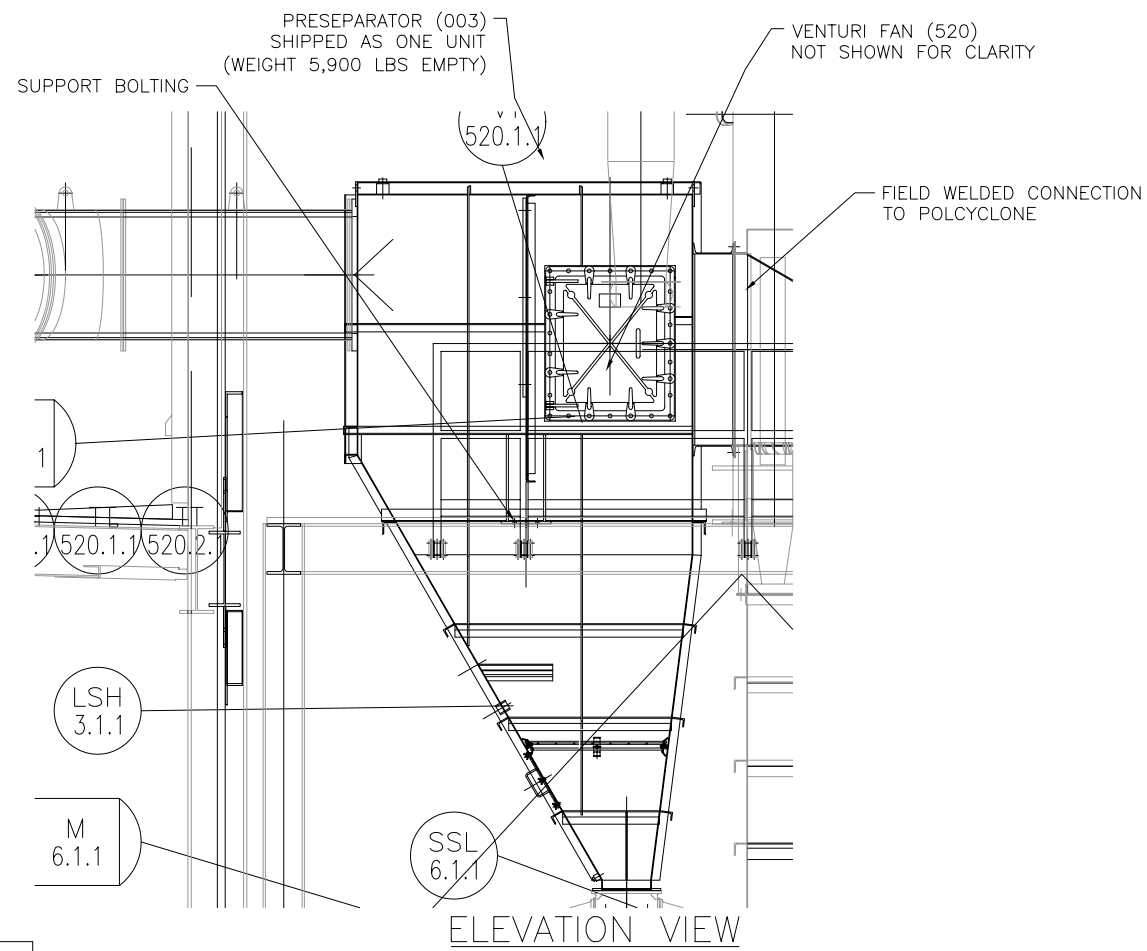


PLAN VIEW

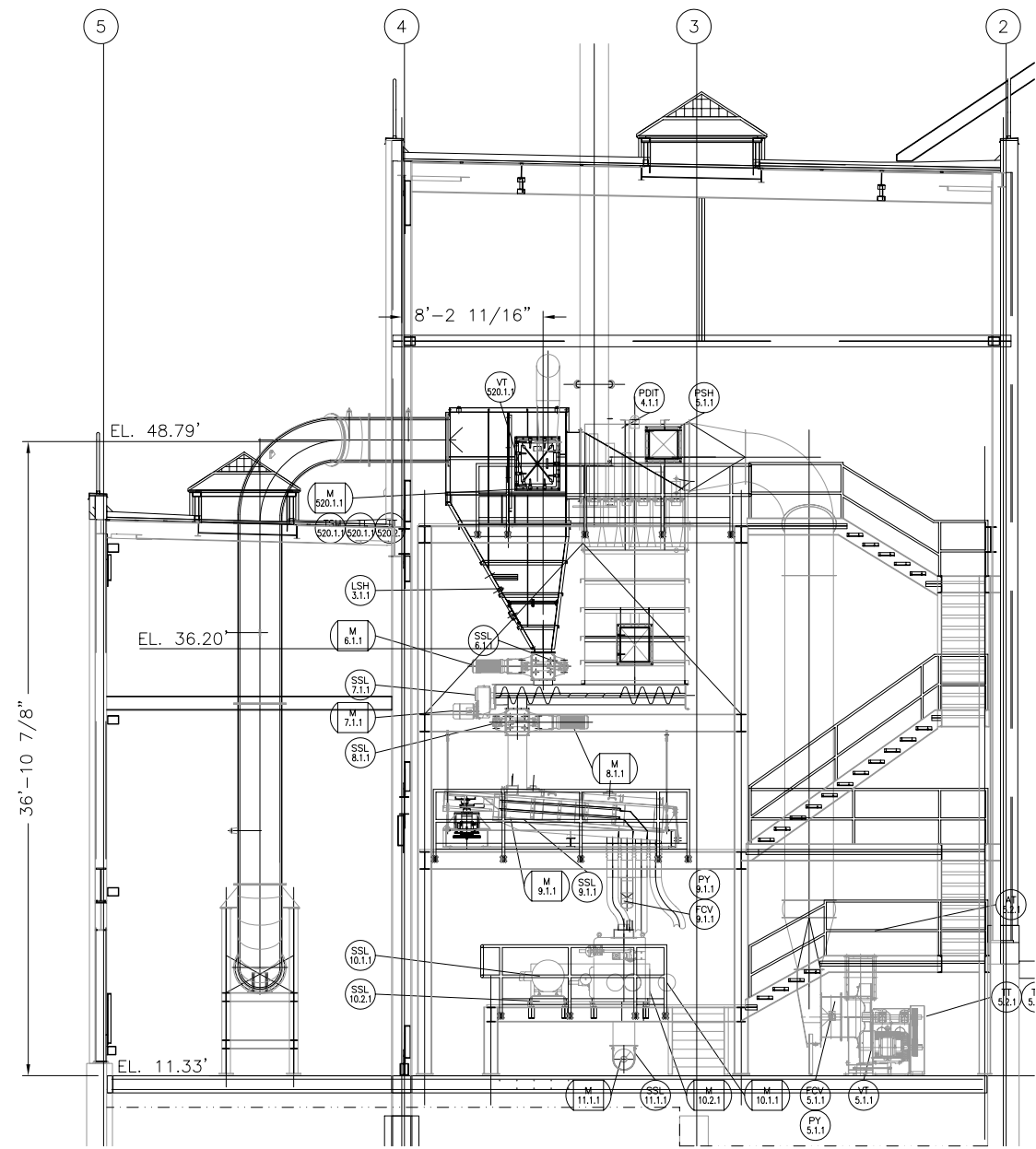
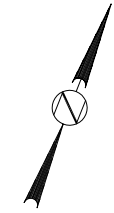


ELEVATION VIEW

INSTALLATION NOTES:

- EQUIPMENT CONNECTION JOINTS TO BE GASKETED.
- GASKETS & HARDWARE PROVIDED BY ANDRITZ.
- CONTRACTOR TO PROVIDE FIELD DIMENSIONS REQUIRED FOR CHUTES AFTER EQUIPMENT IS INSTALLED.

TAG: EQ'T. No. 40-003-000



PLAN VIEW

SCALE: 3/16"=1'-0"



DATE:	12/14/05
DRAWN BY:	JEN
CHECKED BY:	
APPROVED BY:	
SCALE:	1/2"=1'-0"
FILE:	152400320
SIZE:	
REV	0
REV	1
REVISION	FOR FINAL REVIEW/BUILDING PERMIT
DATE	01/16/07
DATE	06/05/06

JOB NAME	CITY OF STAMFORD CONNECTICUT
PROJECT NUMBER	1524
TITLE	PRESEPARATOR (003)
	INSTRUMENTATION & UTILITIES
DRAWING NUMBER	003-20
REV	1
SHEET	1 OF 1

THIS DRAWING IS A TRADE SECRET AND ONLY ENTRUSTED TO THE RECEIVER FOR HIS PERSONAL USE. WITHOUT THE SIGNED WRITTEN CONSENT OF ANDRITZ-RUTHNER, INC., IT MUST NOT BE COPIED NOR MADE AVAILABLE TO THIRD PARTIES, INCLUDING COMPETITORS, NOR MADE ACCESSIBLE TO SUCH PARTIES. ANY ILLEGAL USE BY THE RECEIVER OR THIRD PARTIES FOR WHICH HE IS RESPONSIBLE CAN CONSTITUTE A CAUSE FOR LEGAL ACTION. THIS DRAWING MUST BE RETURNED ON REQUEST OF THE COMPANY.