

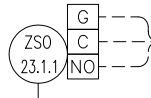
FIELD

REMOTE I/O

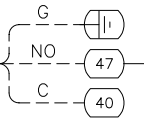
MCC BUCKET

PANEL

STORAGE SILO 1 SLIDE GATE OPEN

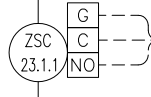


120VAC

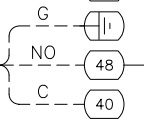


RIO-50 RACK 4 SLOT 1 LINE 72313

STORAGE SILO 1 SLIDE GATE CLOSED

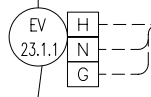


120VAC

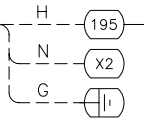


7 LINE 72315

STORAGE SILO 1 SLIDE GATE

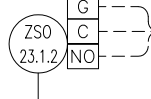


120VAC

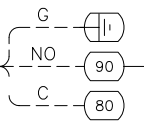


RIO-50 RACK 4 SLOT 8 LINE 73034

STORAGE SILO 2 SLIDE GATE OPEN

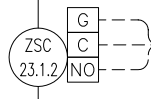


120VAC

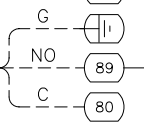


RIO-50 RACK 4 SLOT 3 LINE 72524

STORAGE SILO 2 SLIDE GATE CLOSED

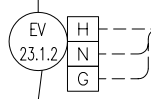


120VAC

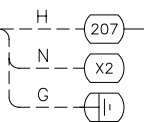


8 LINE 72522

STORAGE SILO 2 SLIDE GATE



120VAC



RIO-50 RACK 4 SLOT 9 LINE 73117

TAG	DESCRIPTION	MANUFACTURER	MODEL NO.	CALIBRATION
ZSO-23.1.1	POSITION SWITCH OPEN	X	X	X
ZSC-23.1.1	POSITION SWITCH CLOSED	X	X	X
EV-23.1.1	SOLENOID VALVE	X	X	X
ZSO-23.1.2	POSITION SWITCH OPEN	X	X	X
ZSC-23.1.2	POSITION SWITCH CLOSED	X	X	X
EV-23.1.2	SOLENOID VALVE	X	X	X

RELEASED 12/08/06 REVISION-0



DATE:	3/18/06
DRAWN BY:	BB
CHECKED BY:	
APPROVED BY:	
SCALE:	NONE
SIZE:	1524E1834
REV	0
REVISION	FOR FINAL REVIEW/BUILDING PERMIT
DATE	12/08/06

DDSD40

CITY OF STAMFORD CONNECTICUT SOLIDS DRYING PROJECT
PELLETIZING TRAIN GROUP 023
LOOP DIAGRAM

PROJECT NUMBER 1524
DRAWING NUMBER EI-834
SHEET 1 OF 1



THIS DRAWING IS A TRADE SECRET AND ONLY ENTRUSTED TO THE RECEIVER FOR HIS PERSONAL USE. WITHOUT THE SIGNED WRITTEN CONSENT OF ANDRITZ-RUTHNER, INC., IT MUST NOT BE COPIED NOR MADE AVAILABLE TO THIRD PARTIES. INCLUDING COMPETITORS, NOR MADE ACCESSIBLE TO SUCH PARTIES. ANY ILLEGAL USE BY THE RECEIVER OR THIRD PARTIES FOR WHICH HE IS RESPONSIBLE CAN CONSTITUTE A CAUSE FOR LEGAL ACTION. THIS DRAWING MUST BE RETURNED ON REQUEST OF THE COMPANY.