

1

2

3

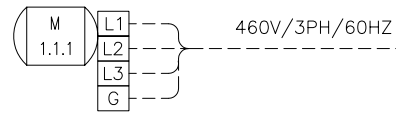
4

5

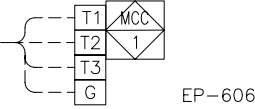
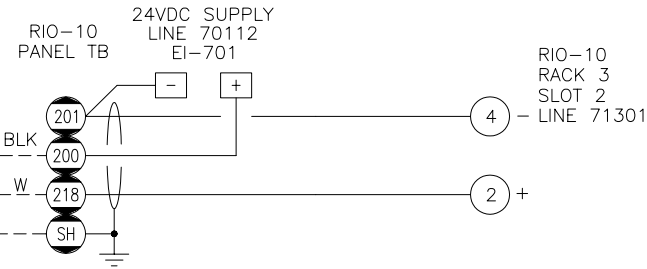
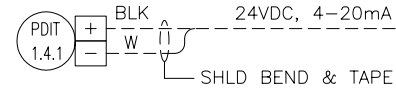
6

FIELD REMOTE I/O MCC BUCKET PANEL

COMBUSTION AIR BLOWER



FURNACE OUTLET PRESSURE TRANSMITTER



DATE:	3/18/06
DRAWN BY:	BB
CHECKED BY:	
APPROVED BY:	
SCALE:	NONE
SIZE:	15224E1801
REV	0
REVISION	FOR FINAL REVIEW/BUILDING PERMIT
DATE	12/08/06

DDSD40

CITY OF STAMFORD CONNECTICUT
SOLIDS DRYING PROJECT
PELLETIZING TRAIN GROUP 001
LOOP DIAGRAM

TAG	DESCRIPTION	MANUFACTURER	MODEL NO.	CALIBRATION
M-1.1.1	MOTOR	X	X	X
PDIT-1.4.1	DIFFERENTIAL PRESSURE TRANSMITTER	ROSEMOUNT	151DP3S22B1M7	-15" TO +15" H2O
PDIT-1.4.1	3" VALVE MANIFOLD	PGI	M-650SCT	
PDIT-1.4.1	1/2" NPT FILTER VENT	MCMMASTER	9833K11	

THIS DRAWING IS A TRADE SECRET AND ONLY ENTRUSTED TO THE RECEIVER FOR HIS PERSONAL USE. WITHOUT THE SIGNED WRITTEN CONSENT OF ANDRITZ-RUTHNER, INC., IT MUST NOT BE COPIED NOR MADE AVAILABLE TO THIRD PARTIES. INCLUDING COMPETITORS, NOR MADE ACCESSIBLE TO SUCH PARTIES. ANY ILLEGAL USE BY THE RECEIVER OR THIRD PARTIES FOR WHICH HE IS RESPONSIBLE CAN CONSTITUTE A CAUSE FOR LEGAL ACTION. THIS DRAWING MUST BE RETURNED ON REQUEST OF THE COMPANY.

RELEASED 12/08/06
REVISION - 0



PROJECT NUMBER 1524
DRAWING NUMBER EI-801
SHEET 1 OF 2